



REPORT ON THE 2024
HOMELESSNESS ENUMERATION

COUNTY OF LAMBTON

#EVERYONECOUNTSLAMBTON



About This Report

The County of Lambton conducted Homelessness Enumeration during the week of October 7 - 11, 2024. This Report provides an overview of the methodology used and the data findings of the enumeration.

Kerrigan, L. (2025). Report on the 2024 homelessness enumeration in the County of Lambton.

TABLE OF CONTENTS

Report

Executive Summary	1
Key Findings	2
Overview	3
Methodology	4
Enumeration Locations	7
Definitions	9
Typology of Homelessness	11
Indigenous Homelessness in Lambton	12
Survey Highlights	13
Risk Factors	19
References	21
Appendices	
Appendices	22
Appendix A-Enumeration Survey	23
Appendix B- Observational Tool	32
Appendix C-Sarnia Locations	34
Appendix D-Rural Locations	36
Appendix E-Walking Routes	38
Appendix F-Infographic	40

ACKNOWLEDGEMENTS

Special appreciation is extended to the following people for lending their expertise and support in the planning of Homelessness Enumeration:

Planning Committee

Ian Hanney, Manager, Homelessness Prevention & Social Planning

Nancy Kalbfleisch, Homelessness System Coordinator

Jen Renaud, Administrative Assistant

Paula Stokes, Executive Assistant

Ashley Weir, Administrative Assistant

Lorri Kerrigan, Social Planner - Lead

Advisory Committee

Tanya Anderson - Housing Services, County of Lambton

Amanda Benoit - The Good Shepherd's Lodge

Andraya McMillan - Sarnia-Lambton Rebound, Ohana Landing

Sandy McPhail - Ontario Works, County of Lambton

Jason Snelgrove - Sarnia-Lambton Native Friendship Centre

Anita Trusler - Lambton EMS, County of Lambton

Communications/Marketing Co-Ordinator

Lisa Leggate, County of Lambton

Health and Safety Co-Ordinator

David Cummings, County of Lambton

Special gratitude is extended to the following organizations who facilitated the enumeration to be administered on their premises:

Bluewater Health

Children's Aid Society of Sarnia Lambton

Brooke-Alvinston Food Bank

Corunna Food Bank

Forest Food Bank

Grand Bend and Area Community Health Centre

John Howard Society

North Lambton Community Health Centre

Petrolia Community Refrigerator

Petrolia Food Bank

Sarnia Lambton Rebound, The HUB & Ohana Landing

Watford Food Bank

River City Vineyard

Ryan's House

Sacred Heart Food Bank

The Inn of the Good Shepherd, Good Shepherd's Lodge, The Haven

EXECUTIVE SUMMARY

Homelessness Enumeration occurred during the week of October 7-11, 2024, serving two key objectives - participating in the national Point in Time (PiT) Count activities required by Housing Infrastructure and Communities Canada (HICC) and collecting local data regarding the characteristics of those individuals who were experiencing homelessness.

Social Services Division staff and several community agencies partnered to administer the Enumeration survey to individuals experiencing homelessness. A (PiT) Count was conducted on October 9, 2024. PiT data provides a snapshot of homelessness and should be considered to undercount broad and hidden homelessness, which are more accurately captured through By-Name Data.



ENUMERATION RESULTS

228	Surveys
83	People counted using a Tally Sheet
18	Children in Families under the age of 18
329	TOTAL

Key Findings

- 61% Male
- 35% Female
- 42 - Average age
- 32 - Average age of first homeless experience
- 87% In receipt of OW or ODSP
- 48% Were sheltered (shelter or motel)
- 32% Were unsheltered (encampment, abandoned vehicle or building)
- 63% Identified as Caucasian (e.g., European, French, Ukranian, Euro-Latinx)
- 31% Identified as First Nations, North American Indigenous Heritage or Metis
- 65% Identified having a mental health issue
- 63% reported substance use (includes alcohol, opiates, etc.)

This data will help to inform a national snapshot of homelessness. Locally, community organizations serving the homeless population will assess the data to address the issues that give rise to homelessness and prevent people from being housed.

OVERVIEW

Homelessness Enumeration

Homelessness Enumeration is a count of individuals experiencing homelessness during a specific period of time. In the County of Lambton, homelessness enumeration occurred during the week of October 7-11, 2024, using the Point in Time (PiT) Count methodology, an enumeration survey tool and an observational tool called a Tally Sheet.

The PiT Count is a count of people experiencing homelessness during a specific 24-hour period in shelters and public spaces. Homelessness enumeration includes a short, anonymous survey for people who are experiencing homelessness. The PiT Count was conducted on October 9, 2024.

2024 marks the third time that the County of Lambton has conducted Homelessness Enumeration. Previous counts occurred in 2021 with a PiT Count and Registry Week methodology and in 2018 using Period Prevalence Count methodology.

Purpose of Homelessness Enumeration

The County of Lambton receives funding for homelessness programs through Housing Infrastructure and Communities Canada (HICC). A requirement of this funding is to conduct a Homelessness Enumeration every three years. HICC provides direction on the time of year to conduct the enumeration and the core questions that are to be included on the survey. Homelessness Enumeration is not meant to replace the By-Name Data which provides real-time information for the community.

In 2024, the prescribed timeframe for conducting homelessness Enumeration was October 1 - November 30, 2024. The data collected was shared with HICC to be used for creating a national snapshot of homelessness. Locally, the data will be used internally for planning and program design and shared with the community, including community organizations who serve the homeless population.

METHODOLOGY

4

Screening questions

Screening questions assisted surveyors to determine whether individuals were experiencing homelessness. If an individual was identified as experiencing homelessness they were then asked if they would like to voluntarily continue with the Point in Time Count Survey. Verbal consent was obtained to collect the information on the Enumeration Survey.

Point in Time Survey Core Questions & Supplementary Questions

Housing Infrastructure and Communities Canada requires municipalities to collect information from a prescribed set of 15 standardized questions for comparative analysis across Canada. Local organizers had the opportunity to include additional questions that address local concerns. Lambton Enumeration planners chose to add seven additional questions to the survey. (Appendix A)

Tally Sheets

Surveyors and service providers were asked to complete an observational tool called a Tally Sheet (Appendix B) to count individuals who either declined to complete the survey or were unable to complete the survey. Information on the Tally Sheets included where the individual was at the time of the count and what the circumstances indicated they were experiencing homelessness at the time. Tally Sheets were completed by the surveyors, staff at the John Howard Society and by staff at the rural food banks.

Consent

Completing the Enumeration Survey was voluntary and anonymous. Verbal consent was obtained from each individual surveyed. Throughout the survey, respondents also had the opportunity to decline to answer any of the questions or opt out at any time.



Data Collection Tools

The Enumeration Survey and screening questions were administered using paper surveys. Once the data was collected, the responses were input into the Point in Time Count module in the LITE version of the Homeless Individuals and Families Information System (HIFIS-LITE).

Limitations

It is widely recognized that PiT Counts provide a snapshot of the day of the PiT Count and do not capture everyone who is experiencing homelessness on that day. Enumeration relies on community partners encouraging people experiencing homelessness to participate and those individuals self-identifying and reaching out to complete the surveys at survey locations or by phone. Individuals who do not appear to be homeless, who are well-hidden, or who actively avoid being counted could be missed. Therefore, the data collected during the 2024 should be considered the minimum number of people who were experiencing homelessness during the enumeration period.

De-Duplication

With the surveys being administered over several days and at several locations, there was a potential for people to complete more than one survey. To address this concern, the first screening question asked respondents if they had previously completed the survey. Individuals were asked to provide the first initial of their name as well the date and month of their birth, which was noted at the top of each survey. This allowed individuals to remain anonymous and analysts to use the unique identifiers to assess potential duplicate surveys.

Once the surveys were input into HIFIS, potential duplicates were assessed and removed from the data set as appropriate.

Data Analysis

After de-duplication and data cleaning, a report was generated, and the data was analyzed. Infographics (Appendix D) were created illustrating the characteristics of the various cohorts within the data set.

HOMELESSNESS ENUMERATION



Volunteers

Staff in all departments of the Social Services division; Housing Services, Ontario Works and Homelessness Prevention and Social Planning and Children's Services, volunteered to assist with enumeration. Staff at Sarnia-Lambton Rebound, the HUB, Ohana Landing, John Howard Society and The Haven completed surveys with the youth they serve. Staff at the John Howard Society, Sarnia-Lambton Children's Aid Society, Grand Bend and Area Community Health Centre, Forest Food Bank, Watford Food Bank, Alvinston Food Bank, Petrolia Food Bank, Scared Heart Food Bank and the Petrolia Community Refrigerator completed Tally Sheets. In total there were 68 volunteers who participated in enumeration.

Training Volunteers

Volunteers were trained on survey completion, safety protocols, 2SLGBTQIA+ sensitivities and Indigenous Awareness through in-person sessions and self-study training videos. Those who utilized the self-study option were asked to complete an attestation that they had completed the training.

HOMELESSNESS ENUMERATION

Locations

The Planning Committees determined the locations for conducting enumeration to capture youth homelessness and systems homelessness (treatment centres and correctional facilities). Also important to consider was how best to reach those individuals who were experiencing homelessness in rural areas, those who were unsheltered or provisionally housed and those who actively avoid being counted. See Appendix C for enumeration locations in Sarnia.

Shelters and Transitional Housing

All of the shelters and transitional housing facilities participated in the enumeration - The Good Shepherd's Lodge Shelter & Transitional Housing, The Haven, the Overflow Shelter, The Women's Interval Home and River City Vinyard Sanctuary.

Public Spaces

Public spaces included the known encampments, and three Walking Routes (Appendix E) designed with input from the Community Outreach Team that regularly works with unhoused individuals.

Public Systems

Public systems include hospitals, detox centres and justice systems. Bluewater Health Hospital, Ryan's House Addictions Treatment Centre and the John Howard Society participated in the enumeration.

Youth Serving Organizations

Youth serving organizations were very supportive of the enumeration. Rebound, the HUB, Ohana Landing, Children's Aid Society and The Haven Youth Shelter were important partners and completed surveys with the individuals they serve.



Rural Sites

With 44% of Lambton's population living in rural communities outside the city of Sarnia, it was important to try to connect with individuals in rural areas who were experiencing homelessness. Staff connected with six rural food banks and one rural Community Health Centre who agreed to participate by completing an observational tool to count the number of people who were experiencing homelessness in their service area. The food banks also inserted flyers into their food boxes in the three weeks leading up to enumeration week encouraging people to call into a dedicated phone line and complete a survey. See Appendix D for rural locations.

Phone Line

A dedicated phone line was available from 8:30 am – 4:30 pm each day of enumeration week for people to call and complete a survey. To ensure confidentiality, each person was able to choose a code name to pick up their gift card.

DEFINITIONS

Absolute Homelessness - refers to individuals who experience unsheltered homelessness such as encampments, public spaces including parks and abandoned buildings, and vehicles including cars, vans, RVs, boats, etc.

Acuity - the level of complexity of a person's needs and challenges, often used to determine the intensity of support and services required to assist a person to become housed. A person with high acuity indicates complex, ongoing needs that require intensive support.

By-Name Data - a real-time, up-to-date record of all people experiencing homelessness in a community. Each entry includes personal details including name, history of homelessness, health status and housing needs. This information is collected with the person's consent.

Chronic Homelessness - the national definition includes experiences of homelessness in both sheltered and unsheltered areas, including episodes of hidden homelessness. In this report the term chronic homelessness refers to individuals who reported that they have experienced homelessness for six or more months in the previous year and/or more than 18 months in the previous 3 years.



Emergency Shelter - accommodations that are designed to provide immediate, short-term housing for people experiencing homelessness. Emergency shelters offer a bed, hygiene facilities, supports to find housing and in some cases, meals. They are not meant to be long-term housing solutions.

Hidden Homelessness - people without permanent housing who stay with friends, family or in other informal arrangements on a temporary basis. Often referred to as "couch surfing".

Homelessness - defined by the Canadian Observatory on Homelessness as "the situation of an individual, family or community without stable, safe, permanent or appropriate housing, or the immediate prospect, means or ability to acquire it". The definition of homelessness also includes a range of housing options, referred to as the shelter typology which includes individuals who are couch surfing or who have "no fixed address".

DEFINITIONS

Point in Time Count (PiT Count) – a snapshot of people experiencing homelessness in a community on a single night, including those in shelters, sleeping outdoors and experiencing hidden homelessness (temporarily staying with others). Because the methodology is limited, the count is widely considered an undercount of individuals experiencing homelessness.

Provisionally Accommodated – refers to individuals who are staying in a hospital, treatment facility, jail or staying with someone temporarily (i.e., couch surfing) with no permanent home to return to.

Transitional Housing – temporary, time-limited housing with supportive services intended to help people transition from homelessness to housing. Locally, transitional housing is offered for one year with the expectation that individuals move to more permanent accommodations.

Tri-morbidity – co-occurring health conditions of chronic physical illness, mental illness and substance misuse.

Tri-morbidity and chronic homelessness – in this report, this refers to the co-occurring health conditions of chronic physical illness, mental illness and substance misuse and experiencing six or more months of homelessness in the previous year.



TYOLOGY OF HOMELESSNESS

There are four categories in the typology of homelessness.
On October 9, 2024 this is where people stayed:



48%

Emergency Shelter



32%

Absolute Homelessness



13%

**Provisionally
Accommodated**



7%

Transitional Housing

Details of Where People Stayed

- 39% in a homeless shelter including emergency, family or domestic violence shelter
- 17% in encampments
- 14% unsheltered in a public space (e.g. street, park, bus shelter, forest or abandoned building)
- 9% in a motel or hotel
- 8% at someone else's place (couch surfing)
- 7% in transitional housing
- 3% in jail to be released to homelessness within 4 weeks
- 1% in a withdrawal management program
- 1% in Hospital

INDIGENOUS HOMELESSNESS IN LAMBTON

12

There are three First Nations communities in Lambton County: Aamjiwnaang First Nation, Kettle and Stony Point First Nation, and Walpole Island First Nation.

As per the 2016 Canadian Census, 6% of Lambton's population identified as First Nations, Métis, or Inuit.

In the 2024 Homelessness Enumeration, 31% of respondents identified as Indigenous, with the following breakdown: First Nations (73%), North American Indigenous Ancestry (15%), Métis (8%), and Inuit (3%).

The Indigenous community is significantly overrepresented in Lambton's homeless population.

DEFINING CANADIAN INDIGENOUS HOMELESSNESS

Indigenous homelessness, as defined by the Aboriginal Standing Committee on Housing and Homelessness, describes a condition impacting First Nations, Métis, and Inuit individuals, families, or communities who do not have stable, permanent, or appropriate housing, nor do they have immediate options, resources, or means to secure such housing.

This understanding of Indigenous homelessness extends beyond the conventional definition, recognizing a deeper perspective rooted in a holistic Indigenous worldview. It encompasses individuals, families, and communities that have become estranged from their connections to land, water, places, family, kin, one another, animals, cultures, languages, and identities. Those experiencing this form of homelessness struggle to reconnect culturally, spiritually, emotionally, or physically with their Indigenous identity or to mend severed relationships.

KEY FINDINGS

31%

IDENTIFIED AS FIRST NATIONS, NORTH AMERICAN INDIGENOUS ANCESTRY, METIS OR INUIT

61%

HAD PERSONAL OR FAMILY EXPERIENCE IN RESIDENTIAL SCHOOLS

13%

HAD BEEN IN FOSTER CARE

SURVEY HIGHLIGHTS

13

228

Completed Surveys



18

Under 18 years old



35%

Female

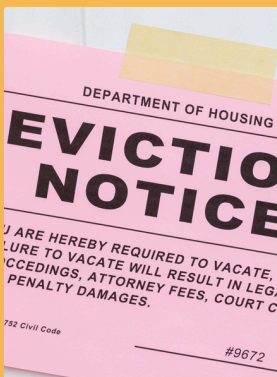


42

Average age of respondents

35%

Most recent housing loss was due to eviction



4%

Served in the Military



83

Observed to be homeless

61%

Male

85%

Identified sexual orientation as heterosexual



2%

Were Immigrants

76%

Reported 2 or more health related risk factors



87%

In receipt of Ontario Works (OW) or Ontario Disability Support Program (ODSP) benefits

63%

Caucasian e.g., European, French, Ukranian, Euro-Latinx




31%

First Nations, North American Indigenous Heritage, Metis or Inuit

WHAT WE LEARNED ABOUT THE PAST YEAR

SEVERAL QUESTIONS ASKED ABOUT EXPERIENCES IN THE PREVIOUS YEAR...

15



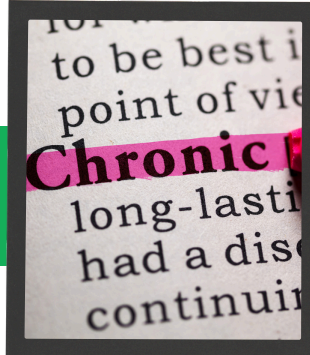
55,121

Days of homelessness, Combined, is 151 Years



81%

Used a food bank




68%

Reported Chronic homelessness (6+ MONTHS)



65%

Stayed in the shelter system




56%

Stayed with a friend




46%

Were homeless For 365 days




46%

Slept in a public space (park, abandoned building, etc.)



39%

Were in Transitional Housing



38%

Stayed in an encampment



37%

Spent at least one night in Hospital



27%

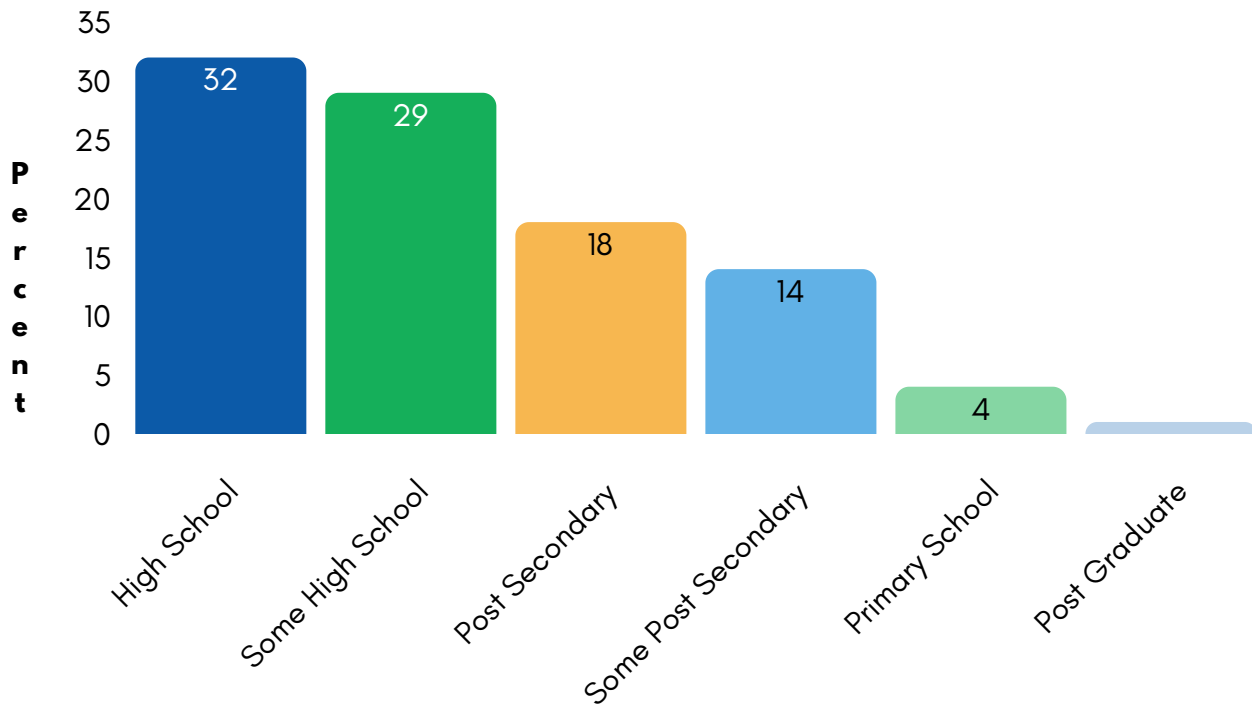
Spent at least one night in jail



24%

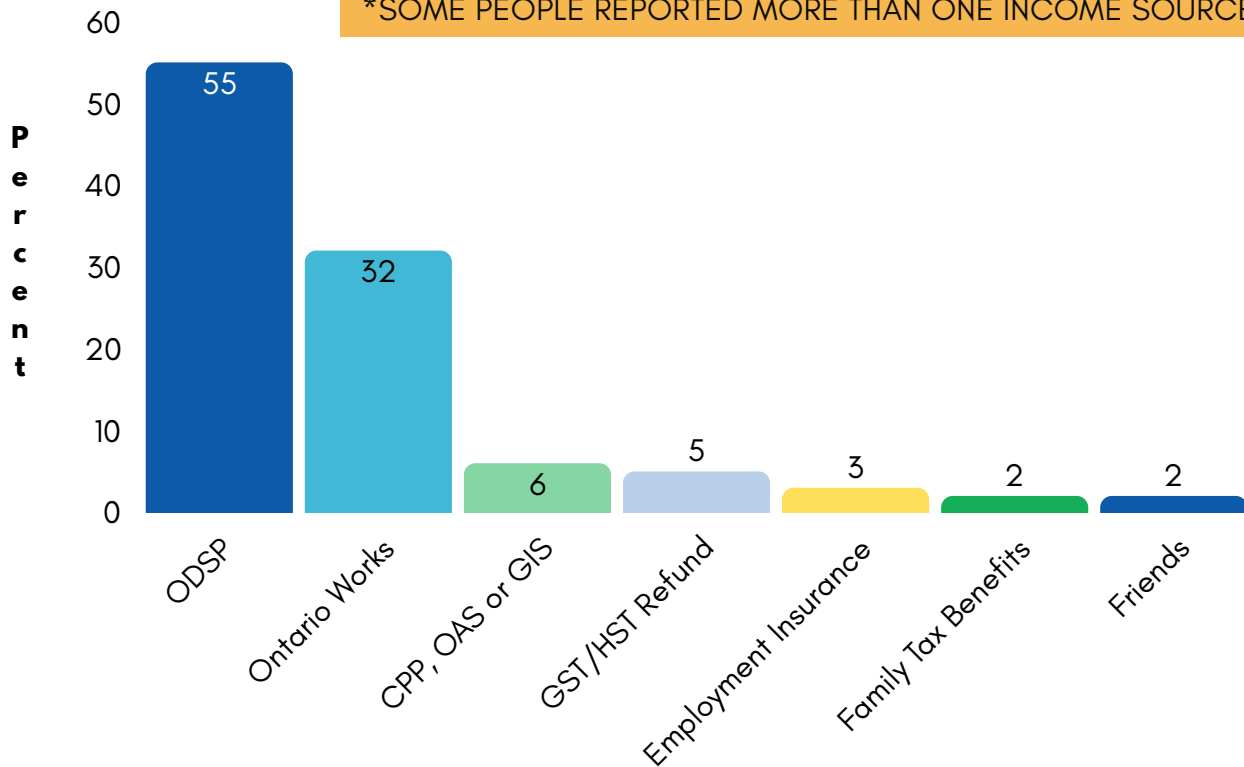
Slept in a vehicle

HIGHEST LEVEL OF EDUCATION COMPLETED



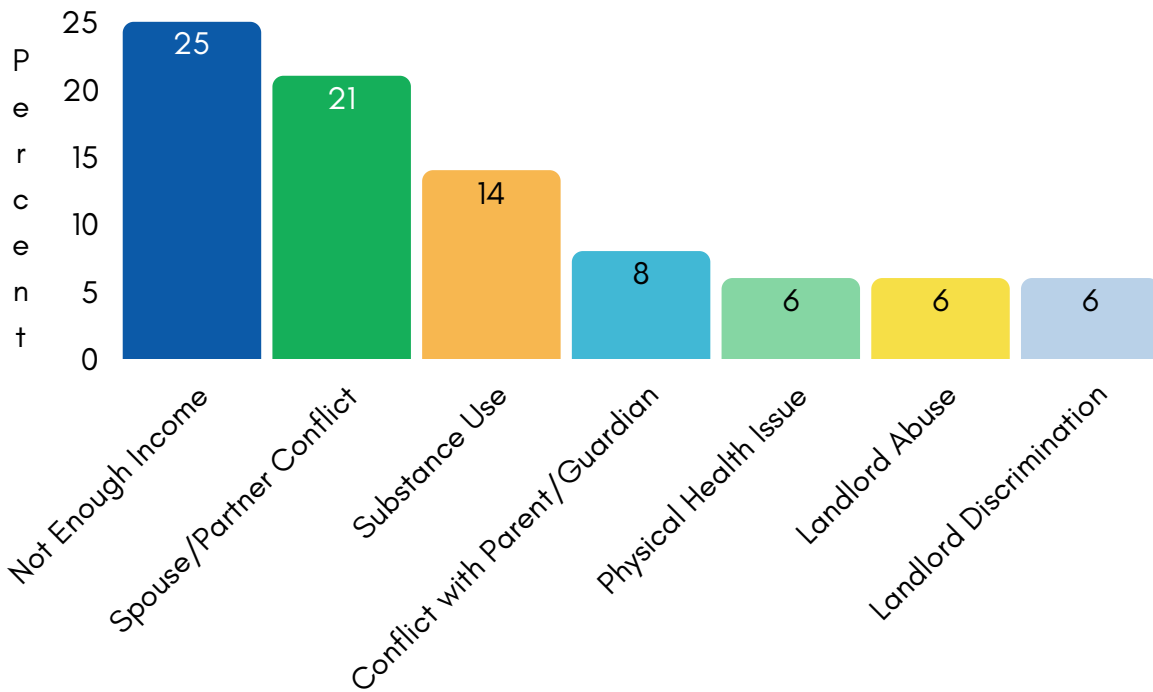
INCOME SOURCES

*SOME PEOPLE REPORTED MORE THAN ONE INCOME SOURCE



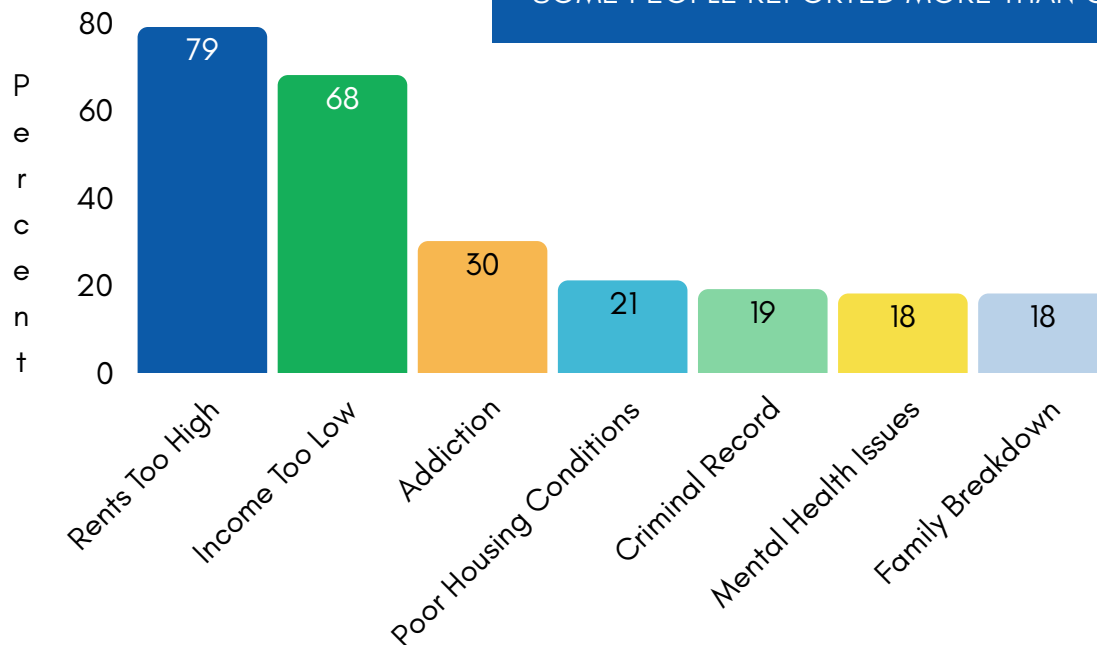
ODSP-ONTARIO DISABILITY SUPPORT PROGRAM, CPP-CANADA PENSION PLAN, OAS-OLD AGE SECURITY, GIS-GUARANTEED INCOME SUPPLEMENT

REASONS FOR MOST RECENT HOUSING LOSS



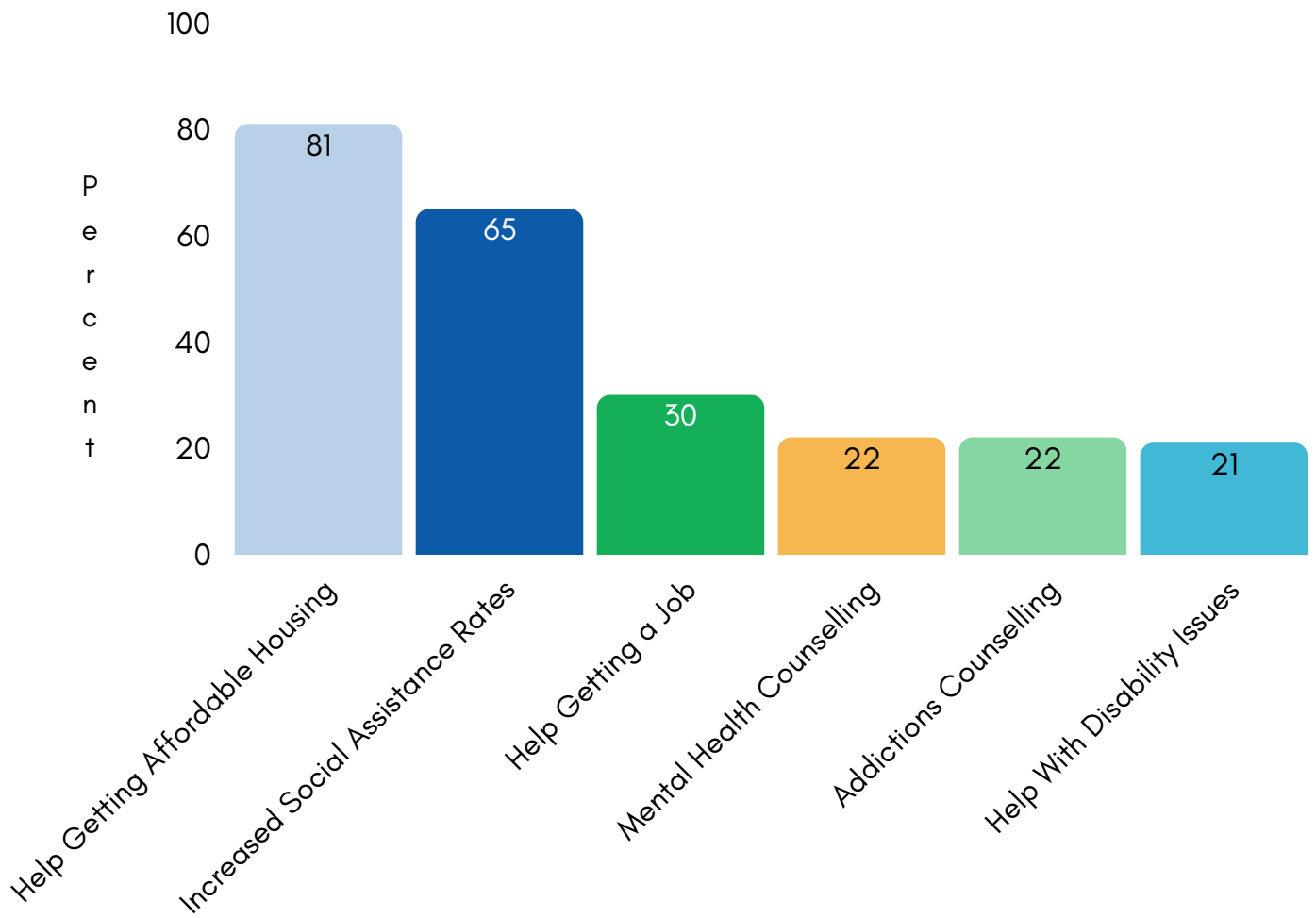
CHALLENGES IN FINDING HOUSING

*SOME PEOPLE REPORTED MORE THAN ONE CHALLENGE



WHAT WOULD HELP YOU FIND PERMANENT, STABLE HOUSING?

*SOME PEOPLE REPORTED MORE THAN ONE RESOURCE IS NEEDED



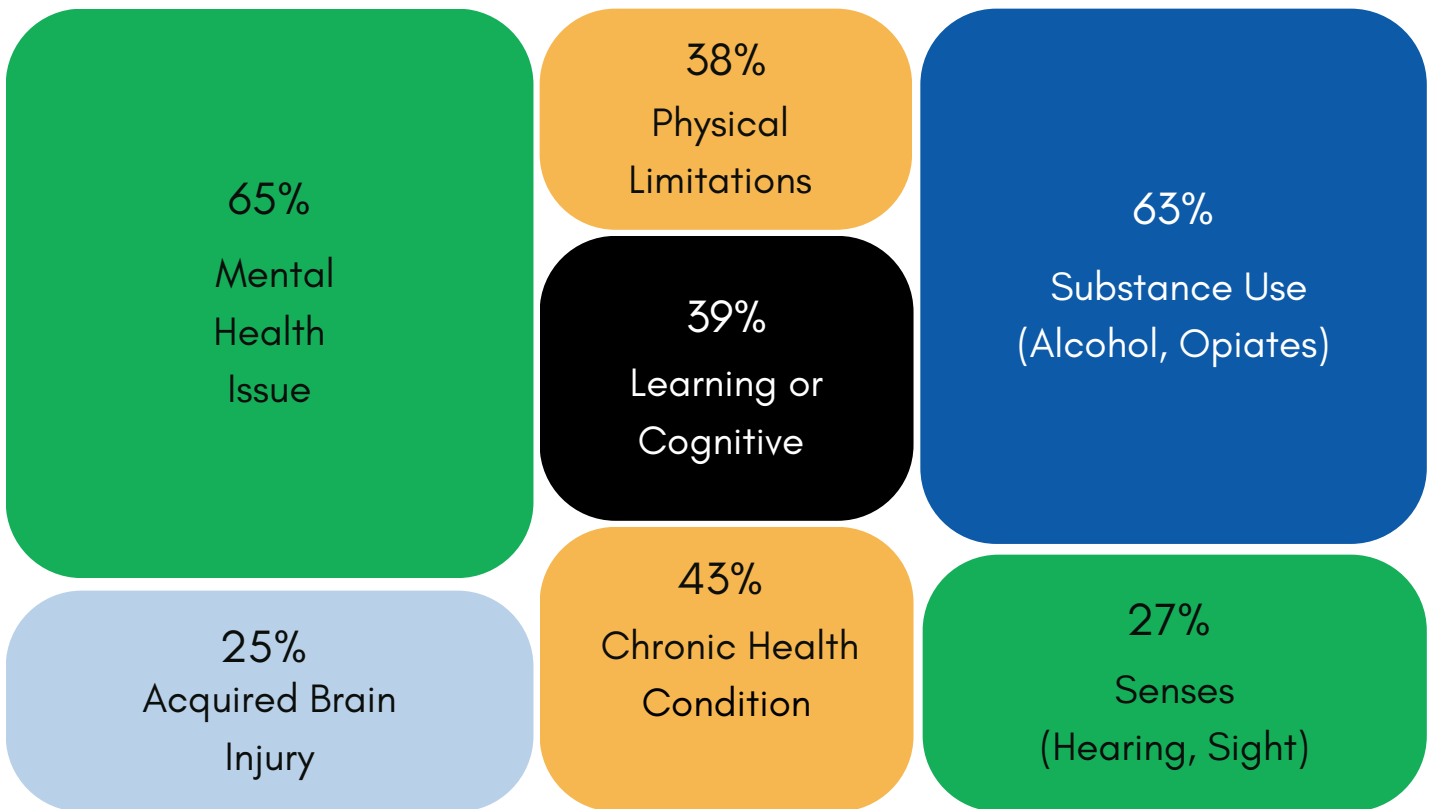
RISK FACTORS

Health

People who experience homelessness often live in situations that adversely affect their health, both in the short and long term. Severe weather, mental stress, risky living conditions, poor nutrition and exposure to contagious diseases lead to a range of chronic and acute health problems. The following risk factors were reported during Homelessness Enumeration:



76% of the respondents reported having more than one risk factor.



Health **TRI-MORBIDITY**

A 2021 report from the Deloitte Centre for Health Solutions indicated that individuals facing chronic homelessness who also suffer from the tri-morbidities of physical health problems, mental health challenges, and substance use have a significantly higher mortality rate.

23% reported the tri-morbidity factors

18% reported tri-morbidity factors & chronic homelessness



FOSTER CARE

A 2009 report (Echenberg & Jensen) on the risk factors associated with homelessness found that a person's vulnerability to homelessness increases for those who transition out of the child welfare system, either from foster care or group homes. The report found that these individuals were disproportionately represented in the homeless population.

64

Were in Foster Care as
a youth or child

24

Were homeless when they left Foster Care

REFERENCES

Donaldson, J., Wand, D., Escamilla, C., & Turner, A (2025) Municipalities under pressure: The human and financial cost of Ontario's homelessness crisis. HelpSeeker.

Echenberg, H. and Jensen, H. (2009) Risk factors for homelessness. Social Affairs Division. Parliamentary Information and Research Services. Ottawa. Publication No. PRB 08-51E

Fazel, J., Geddes, J., and Kushel, M. (2012). The Health of Homeless People in High-Income Countries: Descriptive Epidemiology, Health Consequences, and Clinical and Policy Recommendations. Healthcare for the Homeless. Homelessness is Bad for your Health. London. Deloitte Centre for Health Solutions.

Gaetz, S.; Barr, C.; Friesen, A.; Harris, B.; Hill, C.; Kovacs-Burns, K.; Pauly, B.; Pearce, B.; Turner, A.; Marsolais, A. (2012) Canadian Definition of Homelessness. Toronto: Canadian Observatory on Homelessness Press.

Statistics Canada. 2016 Census of Population. County of Lambton Tables.

Statistics Canada. 2021 Census of Population. County of Lambton Tables.

Vallesi S, Tuson M, Davies A, Wood L. Multimorbidity among People Experiencing Homelessness—Insights from Primary Care Data. International Journal of Environmental Research and Public Health. 2021; 18(12):6498.

APPENDICES

APPENDIX A

HOMELESSNESS ENUMERATION SURVEY

ENUMERATION AND SURVEY SCREENING TOOL

SURVEY #	1500
----------	------

Hello, my name is _____ and I'm a volunteer for the (*Lambton County*) housing needs and homelessness survey. The information will help us understand how our programs help you and help us get more money for programs.

- A. Have you answered a survey with a person with this (*identifier*)?**
 [YES: Thank and end survey] [NO: Continue]

We are conducting a survey so we can better understand the history and needs of people who are experiencing homelessness.

- You will receive a **\$20 gift card as a thank you for your participation.**
- The survey takes about 10 minutes to complete.
- **Participation is voluntary and your name will not be used.**
- This survey asks about personal experiences. You can choose to **skip any question** or to **stop the survey at any time.**

- B. Are you willing to participate in the survey?**
 [YES: Go to C] [NO: Thank and record on Tally Sheet, if applicable]

- Thank you for agreeing to take part in the survey.
- If you need supports at any time, please let us know.

- C. Where are you staying tonight? / Where did you stay last night? (*DO NOT READ CATEGORIES*)**

a. DECLINE TO ANSWER	}	[THANK and record on Tally Sheet if you believe individual is experiencing homelessness.]
b. OWN APARTMENT/HOUSE	}	[THANK & END]
c. SOMEONE ELSE'S PLACE d. MOTEL/HOTEL SELF-FUNDED e. HOSPITAL f. TREATMENT CENTRE g. JAIL, PRISON, REMAND CENTRE	}	C1. Do you have access to a permanent residence where you can safely stay as long as you want? a. Yes [THANK & END SURVEY] b. No (not permanent AND/OR not safe) [BEGIN SURVEY] c. Don't Know [BEGIN SURVEY] d. Decline to answer [THANK & add to Tally Sheet, if applicable]
h. HOMELESS SHELTER (e.g. emergency, family or domestic violence shelter, warming centre, drop-in) i. HOTEL/MOTEL FUNDED BY CITY OR HOMELESS PROGRAM j. TRANSITIONAL SHELTER/HOUSING k. UNSHELTERED IN A PUBLIC SPACE (e.g. street, park, bus shelter, forest or abandoned building) l. ENCAMPMENT (e.g. group of tents, makeshift shelters or other long-term outdoor settlement) m. VEHICLE (e.g. car, van, recreational vehicle (RV), truck, boat)	}	[BEGIN SURVEY]
n. UNSURE: INDICATE PROBABLE LOCATION ____ (b. – m.)	}	[Follow instructions for probable location indicated]

SURVEY

SURVEY #	1500
----------	------

Interviewer		Contact #:	
Date		Time:	AM / PM
Location			
ID = 1 st Initial - Birthday Month + Day (Example: L-MAR06)			

BEGIN SURVEY

**** In what language do you feel best able to express yourself?**

<input type="checkbox"/> ENGLISH	<input type="checkbox"/> NO PREFERENCE	<input type="checkbox"/> DON'T KNOW
<input type="checkbox"/> FRENCH	<input type="checkbox"/> NEITHER (please specify) _____	<input type="checkbox"/> DECLINE TO ANSWER

1. Have you spent at least one night in any of the following locations in the past year? (Check all that apply)

<input type="checkbox"/> HOMELESS SHELTER (e.g. emergency, family or domestic violence shelter, warming centre, drop-in)	<input type="checkbox"/> SOMEONE ELSE'S PLACE BECAUSE YOU HAD NOWHERE ELSE TO GO
<input type="checkbox"/> HOTEL/MOTEL FUNDED BY CITY OR HOMELESS PROGRAM	<input type="checkbox"/> HOSPITAL OR OTHER HEALTH FACILITY
<input type="checkbox"/> TRANSITIONAL SHELTER/HOUSING	<input type="checkbox"/> JAIL, PRISON OR OTHER CORRECTIONAL FACILITY
<input type="checkbox"/> UNSHELTERED IN A PUBLIC SPACE (e.g. street, park, bus shelter, forest or abandoned building)	<input type="checkbox"/> NO
<input type="checkbox"/> ENCAMPMENT (e.g. group of tents, makeshift shelters or other long-term outdoor settlement)	<input type="checkbox"/> DON'T KNOW
<input type="checkbox"/> VEHICLE (e.g. car, van, recreational vehicle (RV), truck, boat)	<input type="checkbox"/> DECLINE TO ANSWER

2. Do you have family members or anyone else who is staying with you tonight? / Did any family members or anyone else stay with you last night? (Indicate survey number for partners. Check all that apply)

<input type="checkbox"/> NONE	<input type="checkbox"/> PET(S)																
<input type="checkbox"/> PARTNER - Survey #: _____	<input type="checkbox"/> OTHER ADULT (Can include other family or friends)																
<input type="checkbox"/> CHILD(REN)/DEPENDENT(S) [indicate age for each child/dependent] AGE	<table border="1" style="margin-left: auto; margin-right: auto; border-collapse: collapse;"> <tr> <td style="width: 20px; text-align: center;">1</td> <td style="width: 20px; text-align: center;">2</td> <td style="width: 20px; text-align: center;">3</td> <td style="width: 20px; text-align: center;">4</td> <td style="width: 20px; text-align: center;">5</td> <td style="width: 20px; text-align: center;">6</td> <td style="width: 20px; text-align: center;">7</td> <td style="width: 20px; text-align: center;">8</td> </tr> <tr> <td style="height: 20px;"></td> <td></td> <td></td> <td></td> <td></td> <td></td> <td></td> <td></td> </tr> </table>	1	2	3	4	5	6	7	8								
1	2	3	4	5	6	7	8										
<input type="checkbox"/> DECLINE TO ANSWER																	

3. How old are you? [OR] What year were you born? (If unsure, ask for best estimate)

<input type="checkbox"/> AGE _____	<input type="checkbox"/> OR YEAR BORN _____	<input type="checkbox"/> DON'T KNOW	<input type="checkbox"/> DECLINE TO ANSWER
------------------------------------	---	-------------------------------------	--

SURVEY

SURVEY #	1500
----------	------

For this survey, “homelessness” means any time when you have been without a permanent and secure place to live, and includes sleeping in shelters, on the streets, or living temporarily with others without having your own permanent housing (e.g. couch surfing).

4. In total, for **how much time** have you experienced homelessness over the PAST YEAR (the last 12 months)?
(Does not need to be exact. Best estimate.)

<input type="checkbox"/> LENGTH _____ DAYS WEEKS MONTHS	<input type="checkbox"/> DON'T KNOW	<input type="checkbox"/> DECLINE TO ANSWER
---	-------------------------------------	--

4b. In total, for **how much time** have you experienced homelessness over the PAST 3 YEARS?
(Does not need to be exact. Best estimate.)

<input type="checkbox"/> LESS THAN HALF	<input type="checkbox"/> ABOUT HALF OR MORE	<input type="checkbox"/> DON'T KNOW	<input type="checkbox"/> DECLINE TO ANSWER
---	---	-------------------------------------	--

5. How old were you the first time you experienced homelessness?

<input type="checkbox"/> AGE _____	<input type="checkbox"/> DON'T KNOW	<input type="checkbox"/> DECLINE TO ANSWER
------------------------------------	-------------------------------------	--

6. Did you come to Canada as an immigrant, refugee, asylum claimant (i.e. applied for refugee status after coming to Canada), or through another process?

<input type="checkbox"/> YES, IMMIGRANT ----->	If YES: How long have you been in Canada? <input type="checkbox"/> LENGTH: _____ DAYS WEEKS MONTHS YEARS <input type="checkbox"/> OR DATE: ____/____/____ DAY / MONTH / YEAR <input type="checkbox"/> DON'T KNOW <input type="checkbox"/> DECLINE TO ANSWER
<input type="checkbox"/> YES, REFUGEE ----->	
<input type="checkbox"/> YES, ASYLUM CLAIMANT IN CANADA ----->	
<input type="checkbox"/> YES, TEMPORARY FOREIGN WORKER ---->	
<input type="checkbox"/> YES, OTHER WORK PERMIT ----->	
<input type="checkbox"/> YES, STUDY PERMIT ----->	
<input type="checkbox"/> YES, TEMPORARY RESIDENT ----->	
<input type="checkbox"/> YES, OTHER (including undocumented) -->	
<input type="checkbox"/> NO	
<input type="checkbox"/> DON'T KNOW	
<input type="checkbox"/> DECLINE TO ANSWER	

7. How long have you been in Lambton County?

<input type="checkbox"/> LENGTH _____ DAYS / WEEKS / MONTHS / YEARS / DATE		
<input type="checkbox"/> ALWAYS BEEN HERE	<input type="checkbox"/> DON'T KNOW	<input type="checkbox"/> DECLINE TO ANSWER

SURVEY

SURVEY # 1500

7b. Where did you live before you came here?

<input type="checkbox"/> COUNTRY _____	<input type="checkbox"/> PROV/TERRITORY _____
<input type="checkbox"/> DON'T KNOW	<input type="checkbox"/> DECLINE TO ANSWER

8. Do you identify as First Nations (with or without status), Métis or Inuit?

<input type="checkbox"/> YES, FIRST NATIONS	<input type="checkbox"/> YES, MÉTIS	<input type="checkbox"/> NO	<input type="checkbox"/> DECLINE TO ANSWER
<input type="checkbox"/> YES, INUIT	<input type="checkbox"/> INDIGENOUS ANCESTRY	<input type="checkbox"/> DON'T KNOW	

8b. In *addition* to your response in the question above, do you identify with any of the racial identities listed below? (Show or Read list. Check all that apply.)

<input type="checkbox"/> IDENTIFY AS INDIGENOUS ONLY	<input type="checkbox"/> BLACK-AFRICAN (e.g., Ghanaian, Ethiopian, Nigerian)
<input type="checkbox"/> ARAB (e.g., Syrian, Egyptian, Yemeni)	<input type="checkbox"/> BLACK-AFRO-CARIBBEAN OR AFRO-LATINX (e.g., Jamaican, Haitian, Afro-Brazilian)
<input type="checkbox"/> ASIAN-EAST (e.g., Chinese, Korean, Japanese)	<input type="checkbox"/> LATIN AMERICAN (e.g., Brazilian, Mexican, Chilean, Cuban)
<input type="checkbox"/> ASIAN- SOUTH-EAST (e.g., Filipino, Vietnamese, Cambodian, Malaysian, Laotian)	<input type="checkbox"/> WHITE (e.g. European, French, Ukrainian, Euro-Latinx)
<input type="checkbox"/> ASIAN-SOUTH OR INDO-CARIBBEAN (e.g., Indian, Pakistani, Sri Lankan, Indo-Guyanese)	<input type="checkbox"/> NOT LISTED (PLEASE SPECIFY): _____
<input type="checkbox"/> ASIAN-WEST (e.g., Iranian, Afghan)	<input type="checkbox"/> DON'T KNOW
<input type="checkbox"/> BLACK-CANADIAN/AMERICAN	<input type="checkbox"/> DECLINE TO ANSWER

9. Have you ever served in the Canadian Military or RCMP? (Military includes Canadian Navy, Army, and Air Force, Regular and Reserve, Army Rangers including completing basic training)

<input type="checkbox"/> YES, MILITARY	<input type="checkbox"/> BOTH MILITARY AND RCMP	<input type="checkbox"/> DON'T KNOW
<input type="checkbox"/> YES, RCMP	<input type="checkbox"/> NO	<input type="checkbox"/> DECLINE TO ANSWER

10. As a child or youth, were you ever in foster care or in a youth group home? (Note: This question applies specifically to Provincial child welfare programs.)

<input type="checkbox"/> YES	<input type="checkbox"/> NO	<input type="checkbox"/> DON'T KNOW	<input type="checkbox"/> DECLINE TO ANSWER
------------------------------	-----------------------------	-------------------------------------	--

SURVEY

SURVEY # 1500

11. Have you been experiencing difficulties related to any of the following?

	YES	NO	DON'T KNOW	DECLINE TO ANSWER
ILLNESS OR MEDICAL CONDITION (e.g. diabetes, tuberculosis (TB), or human immunodeficiency virus (HIV))	<input type="checkbox"/>	<input type="checkbox"/>	<input type="checkbox"/>	<input type="checkbox"/>
PHYSICAL MOBILITY (e.g. spinal cord injury, arthritis, or limited movement or dexterity)	<input type="checkbox"/>	<input type="checkbox"/>	<input type="checkbox"/>	<input type="checkbox"/>
LEARNING, INTELLECTUAL/DEVELOPMENTAL, OR COGNITIVE FUNCTION (e.g. fetal alcohol spectrum disorder (FASD), autism, attention deficit hyperactivity disorder (ADHD), or dementia)	<input type="checkbox"/>	<input type="checkbox"/>	<input type="checkbox"/>	<input type="checkbox"/>
ACQUIRED BRAIN INJURY (e.g. due to an accident, violence, overdose, stroke or brain tumour)	<input type="checkbox"/>	<input type="checkbox"/>	<input type="checkbox"/>	<input type="checkbox"/>
MENTAL HEALTH ISSUE [diagnosed/undiagnosed] (e.g. depression, post-traumatic stress disorder (PTSD), bipolar or schizophrenia)	<input type="checkbox"/>	<input type="checkbox"/>	<input type="checkbox"/>	<input type="checkbox"/>
SUBSTANCE USE (e.g. alcohol or opiates)	<input type="checkbox"/>	<input type="checkbox"/>	<input type="checkbox"/>	<input type="checkbox"/>
SENSES, SUCH AS SEEING OR HEARING (e.g. blindness or deafness)	<input type="checkbox"/>	<input type="checkbox"/>	<input type="checkbox"/>	<input type="checkbox"/>

12. What gender do you identify with? (Show list or read list.)

<input type="checkbox"/> MAN	<input type="checkbox"/> TRANS WOMAN	<input type="checkbox"/> NOT LISTED: _____
<input type="checkbox"/> WOMAN	<input type="checkbox"/> TRANS MAN	<input type="checkbox"/> DON'T KNOW
<input type="checkbox"/> TWO-SPIRIT	<input type="checkbox"/> NON-BINARY (GENDERQUEER)	<input type="checkbox"/> DECLINE TO ANSWER

13. How do you describe your sexual orientation, for example straight, gay, lesbian? (Show list or read list.)

<input type="checkbox"/> STRAIGHT/HETEROSEXUAL	<input type="checkbox"/> BISEXUAL	<input type="checkbox"/> ASEXUAL	<input type="checkbox"/> NOT LISTED: _____
<input type="checkbox"/> GAY	<input type="checkbox"/> TWO-SPIRIT	<input type="checkbox"/> QUEER	<input type="checkbox"/> DON'T KNOW
<input type="checkbox"/> LESBIAN	<input type="checkbox"/> PANSEXUAL	<input type="checkbox"/> QUESTIONING	<input type="checkbox"/> DECLINE TO ANSWER

SURVEY

SURVEY # 1500

14. What happened that caused you to lose your housing most recently? (Do not read the options. Check all that apply. "Housing" does not include temporary arrangements (e.g., couch surfing) or shelter stays. Follow up for the reason if the respondent says "eviction" or that they "chose to leave".)

HOUSING AND FINANCIAL ISSUES <input type="checkbox"/> NOT ENOUGH INCOME FOR HOUSING (e.g. loss of benefit, income, or job) <input type="checkbox"/> UNFIT/UNSAFE HOUSING CONDITION <input type="checkbox"/> BUILDING SOLD OR RENOVATED <input type="checkbox"/> OWNER MOVED IN	CONFLICT WITH: <input type="checkbox"/> SPOUSE/PARTNER <input type="checkbox"/> PARENT/GUARDIAN <input type="checkbox"/> LANDLORD	EXPERIENCED ABUSE BY: <input type="checkbox"/> SPOUSE/PARTNER <input type="checkbox"/> PARENT/GUARDIAN <input type="checkbox"/> LANDLORD
EXPERIENCED DISCRIMINATION BY: <input type="checkbox"/> SPOUSE/PARTNER <input type="checkbox"/> PARENT/GUARDIAN <input type="checkbox"/> LANDLORD	HEALTH OR CORRECTIONS <input type="checkbox"/> PHYSICAL HEALTH ISSUE/DISABILITY <input type="checkbox"/> MENTAL HEALTH ISSUE <input type="checkbox"/> SUBSTANCE USE ISSUE <input type="checkbox"/> HOSPITALIZATION OR TREATMENT PROGRAM <input type="checkbox"/> INCARCERATION (jail or prison)	OTHER <input type="checkbox"/> COMPLAINT (e.g. noise/damage) <input type="checkbox"/> LEFT THE COMMUNITY/RELOCATED <input type="checkbox"/> DEATH OR DEPARTURE OF FAMILY MEMBER <input type="checkbox"/> PET(S)
<input type="checkbox"/> DON'T KNOW	<input type="checkbox"/> DECLINE TO ANSWER	<input type="checkbox"/> Other: _____

14b. Was your most recent housing loss related to an eviction?

YES
 NO
 DON'T KNOW
 DECLINE TO ANSWER

14c. How long ago did that happen (that you lost your housing most recently)? (Best estimate)

LENGTH _____ DAYS | WEEKS | MONTHS | YEARS
 DON'T KNOW
 DECLINE TO ANSWER

15. What are your sources of income? (Reminder that this survey is anonymous. Read list and check all that apply)

Formal or Informal Work <input type="checkbox"/> FULL TIME EMPLOYMENT <input type="checkbox"/> PART TIME EMPLOYMENT <input type="checkbox"/> CASUAL EMPLOYMENT (e.g. contract work) <input type="checkbox"/> INFORMAL INCOME SOURCES (e.g. bottle returns, panhandling, sex work)	Benefits <input type="checkbox"/> EMPLOYMENT INSURANCE <input type="checkbox"/> DISABILITY BENEFIT (Name of PROV. disability benefit) <input type="checkbox"/> SENIORS BENEFITS (e.g. CPP/OAS/GIS) <input type="checkbox"/> WELFARE/SOCIAL ASSISTANCE [Prov. Benefit] <input type="checkbox"/> VETERAN/VAC BENEFITS <input type="checkbox"/> CHILD AND FAMILY BENEFITS <input type="checkbox"/> GST/HST REFUND	Other <input type="checkbox"/> MONEY FROM FAMILY/FRIENDS <input type="checkbox"/> OTHER MONEY FROM A SERVICE AGENCY <input type="checkbox"/> OTHER: _____ <input type="checkbox"/> NO INCOME <input type="checkbox"/> DON'T KNOW <input type="checkbox"/> DECLINE TO ANSWER
--	--	--

SURVEY

SURVEY # 1500

16. What is the highest level of education you completed?

- | | | |
|---|---|--|
| <input type="checkbox"/> PRIMARY SCHOOL | <input type="checkbox"/> SOME POST SECONDARY | <input type="checkbox"/> NO FORMAL EDUCATION |
| <input type="checkbox"/> SOME HIGH SCHOOL | <input type="checkbox"/> POST SECONDARY GRADUATE | <input type="checkbox"/> DON'T KNOW |
| <input type="checkbox"/> HIGH SCHOOL GRADUATE/GED | <input type="checkbox"/> GRADUATE DEGREE (MASTERS, Ph.D.) | <input type="checkbox"/> DECLINE TO ANSWER |

17. What challenges or problems have you experienced when trying to find housing? (Check all that apply)

- | | | |
|---|--|---|
| <input type="checkbox"/> LOW INCOME | <input type="checkbox"/> ADDICTION | <input type="checkbox"/> DON'T WANT HOUSING |
| <input type="checkbox"/> NO INCOME ASSISTANCE | <input type="checkbox"/> FAMILY BREAKDOWN/CONFLICT | <input type="checkbox"/> OTHER: _____ |
| <input type="checkbox"/> RENTS TOO HIGH | <input type="checkbox"/> CRIMINAL HISTORY | <input type="checkbox"/> NO BARRIERS TO HOUSING |
| <input type="checkbox"/> POOR HOUSING CONDITIONS | <input type="checkbox"/> PETS | <input type="checkbox"/> NONE OF THE ABOVE |
| <input type="checkbox"/> DOMESTIC VIOLENCE | <input type="checkbox"/> CHILDREN | <input type="checkbox"/> DECLINE TO ANSWER |
| <input type="checkbox"/> HEALTH/DISABILITY ISSUES | <input type="checkbox"/> DISCRIMINATION | |
| <input type="checkbox"/> MENTAL HEALTH ISSUES | | |

18. If you are not from Lambton County, what is the main reason you came to (Sarnia/Lambton County)?

- | | |
|--|--|
| <input type="checkbox"/> NOT NEW TO THE AREA | <input type="checkbox"/> TO ATTEND SCHOOL |
| <input type="checkbox"/> EMPLOYMENT (SECURED) | <input type="checkbox"/> TO FIND HOUSING |
| <input type="checkbox"/> EMPLOYMENT (SEEKING) | <input type="checkbox"/> TO GET A MOTEL ROOM |
| <input type="checkbox"/> ENVIRONMENTAL DISPLACEMENT (Flooding, fire, lack of clean drinking water, etc.) | <input type="checkbox"/> TO VISIT FRIENDS/FAMILY |
| <input type="checkbox"/> FAMILY MOVED HERE | <input type="checkbox"/> TOO EXPENSIVE |
| <input type="checkbox"/> FEAR FOR SAFETY | <input type="checkbox"/> RECREATION/SHOPPING |
| <input type="checkbox"/> GENDER BASED | <input type="checkbox"/> RELATIONSHIP BREAKDOWN |
| <input type="checkbox"/> TO ACCESS EMERGENCY SHELTER(S) | <input type="checkbox"/> OTHER: _____ |
| <input type="checkbox"/> TO ACCESS SERVICES AND SUPPORTS | <input type="checkbox"/> DON'T KNOW |
| | <input type="checkbox"/> DECLINE TO ANSWER |

19. If you answered "yes" to being in foster care as a child or youth: (Note: Refers to Question #10)

a) When you exited/left foster care were you homeless?

- | | |
|--|--|
| <input type="checkbox"/> YES – IF YES, FOR HOW LONG? _____ DAYS / WEEKS / MONTHS / YEARS | <input type="checkbox"/> NO |
| | <input type="checkbox"/> DON'T KNOW |
| | <input type="checkbox"/> DECLINE TO ANSWER |

SURVEY

SURVEY # 1500

20. If you identify as First Nations (with or without status), Metis, or Inuit. (Note: Refers to Question #8)

a) Which Indigenous community are you from?

AAMIJWNAANG (Sarnia) WALPOLE ISLAND KETTLE & STONY POINT OTHER: _____

b) Have you or any of your family members had a history related to residential schools?

YES NO DON'T KNOW DECLINE TO ANSWER

c) Would you be welcome/accepted back in your home community?

YES NO DON'T KNOW DECLINE TO ANSWER

21. What would help you find permanent, stable housing? (Check all that apply)

<input type="checkbox"/> DON'T WANT HOUSING	<input type="checkbox"/> HELP GETTING AFFORDABLE HOUSING
<input type="checkbox"/> ADDICTION COUNSELLING	<input type="checkbox"/> HELP GETTING SOCIAL ASSISTANCE
<input type="checkbox"/> FAMILY COUNSELLING	<input type="checkbox"/> MENTAL HEALTH COUNSELLING
<input type="checkbox"/> HIGHER SOCIAL ASSISTANCE RATES	<input type="checkbox"/> OTHER: _____
<input type="checkbox"/> HELP COMPLETING FORMS FOR PENSION(S)	<input type="checkbox"/> NO BARRIERS TO HOUSING
<input type="checkbox"/> HELP FOR HEALTH/DISABILITY ISSUES	<input type="checkbox"/> NONE OF THE ABOVE
<input type="checkbox"/> HELP GETTING A JOB	<input type="checkbox"/> DECLINE TO ANSWER
<input type="checkbox"/> HELP GETTING A PARDON	

22. Have you accessed any of the following community services? (Check all that apply)

<input type="checkbox"/> CHIC (Green Shirts)	<input type="checkbox"/> NLCHC OUTREACH (North Lambton Community Health Centre)
<input type="checkbox"/> COUNTY of LAMBTON OUTREACH (Yellow Shirts)	<input type="checkbox"/> REBOUND HUB
<input type="checkbox"/> FOOD BANKS	<input type="checkbox"/> OTHER: _____
<input type="checkbox"/> HHRC (Housing and Homelessness Resource Centre)	<input type="checkbox"/> NONE OF THE ABOVE
<input type="checkbox"/> IMPACT TEAM	<input type="checkbox"/> DECLINE TO ANSWER
<input type="checkbox"/> LPH OUTREACH (Jen) (Lambton Public Health)	
<input type="checkbox"/> MOBILE CARE BUS	

Thank you for completing this survey.

APPENDIX B

TALLY SHEET (OBSERVATIONAL TOOL)

UNSHELTERED TALLY SHEET 2024

Area: _____ Time: ____ to ____ Surveyor: _____
 Contact phone #: _____

Instructions: To record *observed homelessness*, please take note of those who decline to or are unable to respond, but who may be experiencing homelessness in the table below. Please also indicate the reason you believe they are experiencing homelessness (e.g., asleep outside with belongings).

	Location	Encampment? (Y/N)	Reason not surveyed (select one)		Indicators of Homelessness (e.g., asleep outside with belongings)
			Declined	Unable	
1					
2					
3					
4					
5					
6					
7					
8					
9					
10					
11					
12					
13					
14					
15					
16					
17					
18					
19					
20					
21					

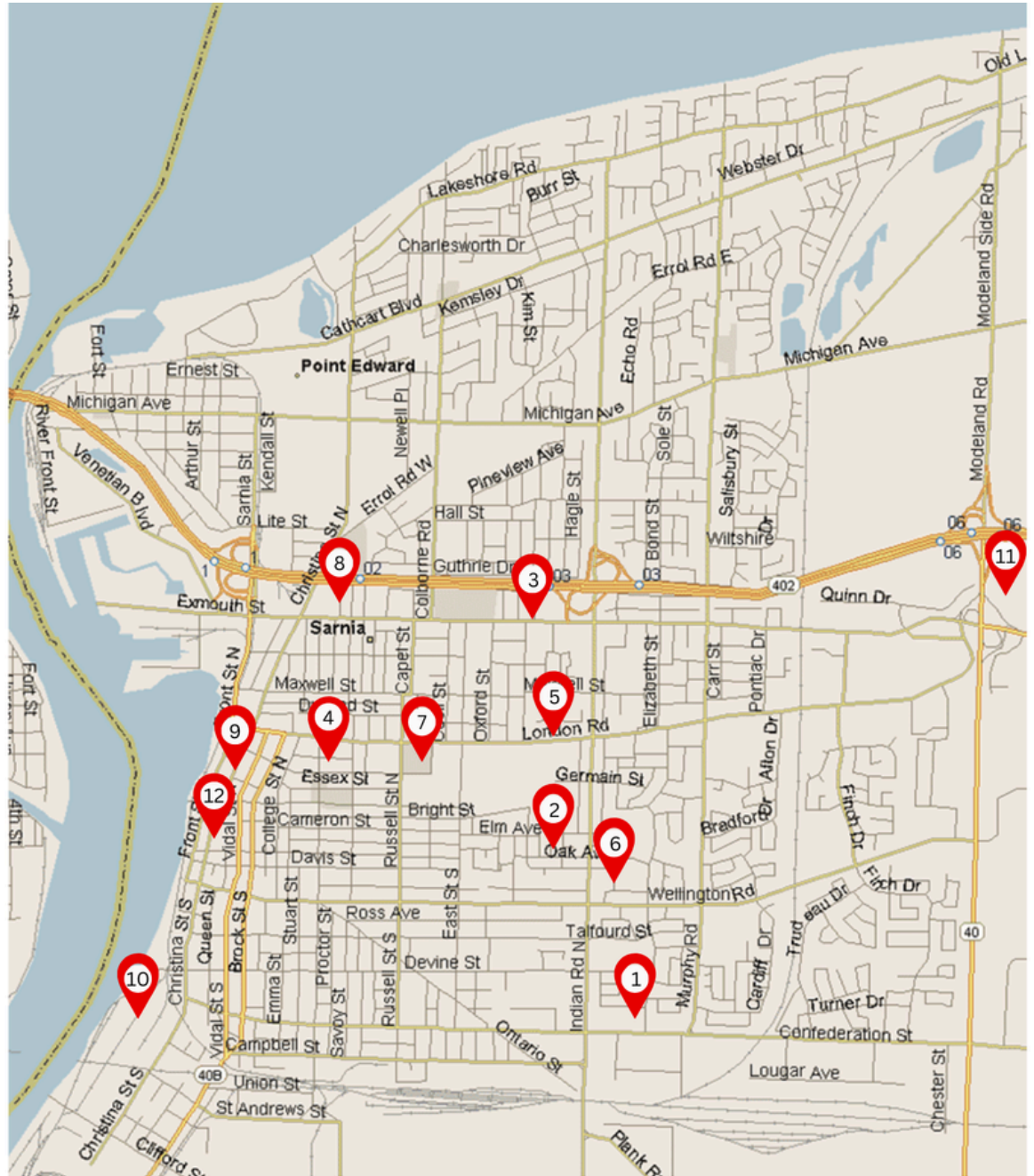
APPENDIX C

ENUMERATION LOCATIONS IN SARNIA

Legend

1. Good Shepherd's Lodge - Shelter & Transitional Housing
2. Haven Youth Shelter
3. Housing and Homelessness Resource Centre & Overflow Shelter
4. River City Vineyard Sanctuary
5. Ohana Landing Transitional Housing
6. Rebound and HUB Youth Programs
7. Bluewater Health Hospital
8. Ryan's House Treatment Centre
9. John Howard Society
10. Rainbow Park Encampment
11. Motels
12. Lambton Shared Services Centre

** Surveys also conducted at the Women's Interval Home Sarnia Lambton



APPENDIX D

ENUMERATION LOCATIONS IN RURAL LAMBTON

Rural Outreach

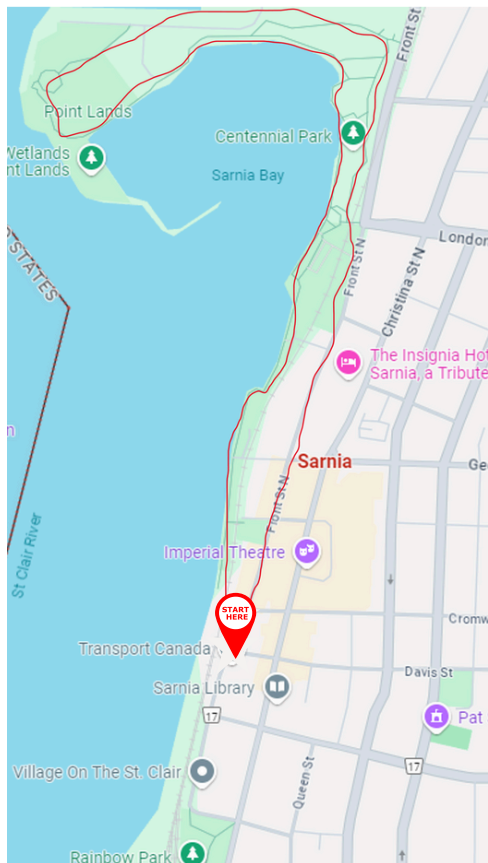
Six rural food banks handed out flyers in the three weeks prior to enumeration to encourage people to call a dedicated phone number and complete the survey during enumeration. Food Bank staff also completed an observational tool to count people they observed to be experiencing homelessness during the Enumeration period.

Staff at the Grand Bend Area Community Health Centre also completed the observational tool.

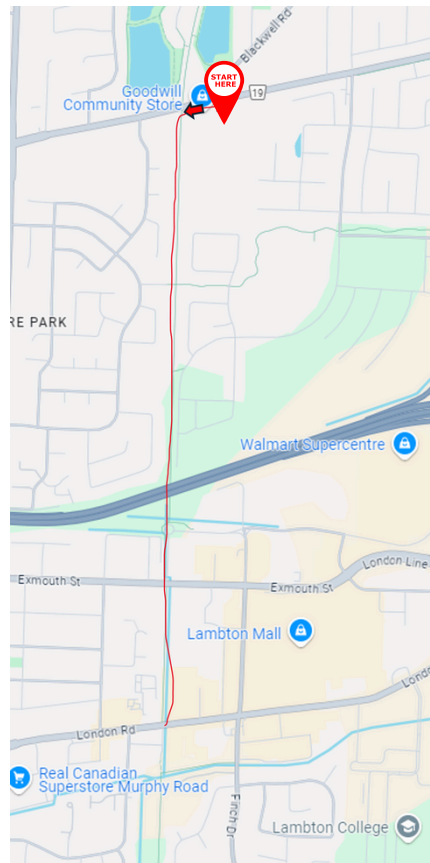


APPENDIX E

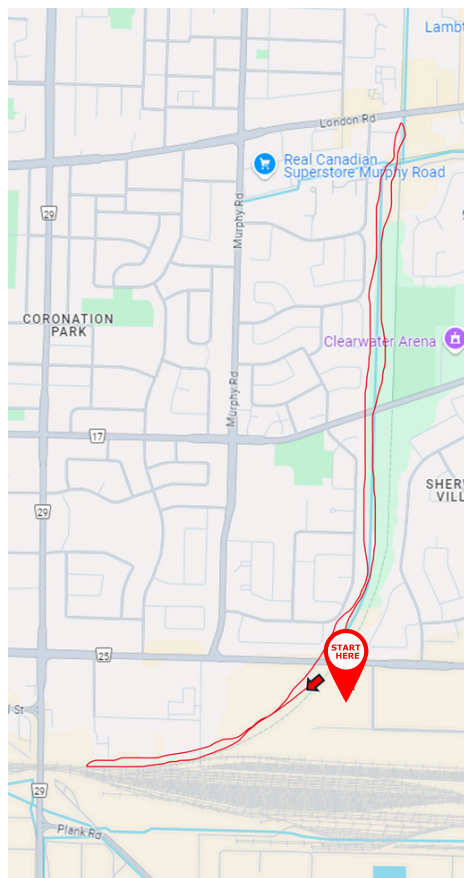
ENUMERATION WALKING ROUTES



**WALKING ROUTE 1
CENTENNIAL PARK,
SARNIA**



**WALKING ROUTE 2
HOWARD WATSON
TRAIL NORTH, SARNIA**



**WALKING ROUTE 3
HOWARD WATSON
TRAIL SOUTH, SARNIA**

APPENDIX F

INFOGRAPHICS



2024 Homelessness Enumeration County of Lambton

#EveryoneCounts

Key Findings

The following information was obtained by completing surveys with individuals experiencing homelessness, an observation tool and HIFIS (Homeless Individuals & Families Information System) data obtained during the enumeration period of October 7-11, 2024. The Point in Time (PIT) Count occurred October 9, 2024.

228
Valid surveys were completed

Quick Facts		
Locations	Surveyors	Shelters
31	68	5
Walking Routes	Encampments	Rural Food Banks
3	3	6

Weather on October 9, 2024
No Precipitation

Daytime High	Overnight Low
15C	7C

+ 83
Individuals were observed to be experiencing homelessness

+ 18
Children under the age of 17

Total = 329

◆ ◆ ◆ ◆ ◆ ◆


81% Used a food bank in the previous year	46% Slept unsheltered in the previous year	56% Stayed with a friend in the previous year	38% Stayed in an encampment in the previous year	100% Best express themselves in English
61% Identified as Men	35% Identified as Women	85% Identified as heterosexual	42 Average age of individuals	32 Average age of first homeless episode
55% Received Ontario Works benefits (OW)	32% Received Ontario Disability Support Program benefits (ODSP)	2% Immigrants	18% Post-Secondary graduates	32% High School Graduates























































Racial Identity			Families	Residential School History
63% Identified as White	31% Identified as First Nations (with or without status), Indigenous Ancestry, Métis or Inuit	6% Identified as "Other"	14 Families 	61% Of those who reported a First Nations Identity also reported a history with residential school (personal or family members)

2024 Homelessness Enumeration County of Lambton

Where individuals stayed on October 9, 2024

Individuals reported where they were staying during the enumeration (referred to as the typology of homelessness). Within the typology there are four classifications. Survey results are shown below and include the individuals counted in the observational tool. (n=311)



<h3 style="text-align: center; color: #0070C0;">Risk Factors</h3> <p>The following risk factors were reported by respondents. 76% indicated having 2 or more risk factors.</p> <table style="width: 100%;"> <tr> <td style="text-align: center;">  43% Illness or medical condition (diabetes, tuberculosis or HIV¹) </td> <td style="text-align: center;">  63% Reported substance use (alcohol or opiates) </td> </tr> <tr> <td style="text-align: center;">  65% Mental health issue (depression, PTSD², bipolar or schizophrenia) </td> <td style="text-align: center;">  25% Acquired brain injury (accident, overdose, violence, stroke or brain tumor) </td> </tr> <tr> <td style="text-align: center;">  38% Physical mobility (spinal cord injury, arthritis, limited movement or dexterity) </td> <td style="text-align: center;">  27% Senses (seeing or hearing) </td> </tr> <tr> <td colspan="2" style="text-align: center;">  39% Learning, intellectual, developmental or cognitive limitation (FASD³, autism, ADHD⁴ or dementia) </td> </tr> </table> <h3 style="text-align: center; color: #0070C0;">High Acuity⁵</h3> <table style="width: 100%;"> <tr> <td style="text-align: center;">23%</td> <td>Tri-Morbidity - A co-occurring disorder of mental health, substance use & chronic medical condition</td> </tr> <tr> <td style="text-align: center;">18%</td> <td>Tri-morbidity & Chronic Homelessness (6+ months of homelessness in the past year)</td> </tr> </table> <p style="font-size: small;">1. HIV-Human Immunodeficiency Virus, 2. PTSD-Post Traumatic Stress Disorder, 3. FASD-Fetal Alcohol Spectrum Disorder, 4. ADHD-Attention Deficit Hyperactivity Disorder, 5. Complex, co-occurring issues that are likely to impact overall housing stability.</p>	 43% Illness or medical condition (diabetes, tuberculosis or HIV ¹)	 63% Reported substance use (alcohol or opiates)	 65% Mental health issue (depression, PTSD ² , bipolar or schizophrenia)	 25% Acquired brain injury (accident, overdose, violence, stroke or brain tumor)	 38% Physical mobility (spinal cord injury, arthritis, limited movement or dexterity)	 27% Senses (seeing or hearing)	 39% Learning, intellectual, developmental or cognitive limitation (FASD ³ , autism, ADHD ⁴ or dementia)		23%	Tri-Morbidity - A co-occurring disorder of mental health, substance use & chronic medical condition	18%	Tri-morbidity & Chronic Homelessness (6+ months of homelessness in the past year)	<table style="width: 100%;"> <tr> <td style="text-align: center;"> 35%</td> <td>Most recent housing loss was due to eviction</td> </tr> <tr> <td style="text-align: center;"> 4%</td> <td>Served in Canadian Military or RCMP</td> </tr> <tr> <td style="text-align: center;"> 15%</td> <td>Aged 55 years and older</td> </tr> <tr> <td style="text-align: center;"> 65%</td> <td>Stayed in a homeless shelter in the last 12 months</td> </tr> <tr> <td style="text-align: center;"> 68%</td> <td>Experienced Chronic Homelessness (6 or more months of homelessness in the last year)</td> </tr> <tr> <td style="text-align: center;"> 2.4 yrs</td> <td>Average length of time since most recent homeless episode</td> </tr> <tr> <td style="text-align: center;"> 28%</td> <td>Were in a provincial foster care or group home as a child or youth</td> </tr> <tr> <td style="text-align: center;"> 38%</td> <td>Who were in provincial foster care, or a group home exited to homelessness</td> </tr> <tr> <td style="text-align: center;"> 79%</td> <td>Reported high rent as the primary challenge for securing housing</td> </tr> <tr> <td style="text-align: center;"> 100%</td> <td>Access community resources: i.e., food banks, drop-in centres, mobile care & outreach</td> </tr> <tr> <td style="text-align: center;"> 81%</td> <td>Identified help getting affordable housing as the top resource needed for permanent, stable housing</td> </tr> </table>	 35%	Most recent housing loss was due to eviction	 4%	Served in Canadian Military or RCMP	 15%	Aged 55 years and older	 65%	Stayed in a homeless shelter in the last 12 months	 68%	Experienced Chronic Homelessness (6 or more months of homelessness in the last year)	 2.4 yrs	Average length of time since most recent homeless episode	 28%	Were in a provincial foster care or group home as a child or youth	 38%	Who were in provincial foster care, or a group home exited to homelessness	 79%	Reported high rent as the primary challenge for securing housing	 100%	Access community resources: i.e., food banks, drop-in centres, mobile care & outreach	 81%	Identified help getting affordable housing as the top resource needed for permanent, stable housing
 43% Illness or medical condition (diabetes, tuberculosis or HIV ¹)	 63% Reported substance use (alcohol or opiates)																																		
 65% Mental health issue (depression, PTSD ² , bipolar or schizophrenia)	 25% Acquired brain injury (accident, overdose, violence, stroke or brain tumor)																																		
 38% Physical mobility (spinal cord injury, arthritis, limited movement or dexterity)	 27% Senses (seeing or hearing)																																		
 39% Learning, intellectual, developmental or cognitive limitation (FASD ³ , autism, ADHD ⁴ or dementia)																																			
23%	Tri-Morbidity - A co-occurring disorder of mental health, substance use & chronic medical condition																																		
18%	Tri-morbidity & Chronic Homelessness (6+ months of homelessness in the past year)																																		
 35%	Most recent housing loss was due to eviction																																		
 4%	Served in Canadian Military or RCMP																																		
 15%	Aged 55 years and older																																		
 65%	Stayed in a homeless shelter in the last 12 months																																		
 68%	Experienced Chronic Homelessness (6 or more months of homelessness in the last year)																																		
 2.4 yrs	Average length of time since most recent homeless episode																																		
 28%	Were in a provincial foster care or group home as a child or youth																																		
 38%	Who were in provincial foster care, or a group home exited to homelessness																																		
 79%	Reported high rent as the primary challenge for securing housing																																		
 100%	Access community resources: i.e., food banks, drop-in centres, mobile care & outreach																																		
 81%	Identified help getting affordable housing as the top resource needed for permanent, stable housing																																		