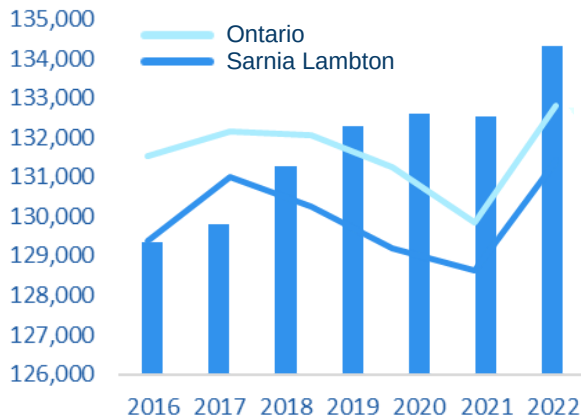


POPULATION TRENDS



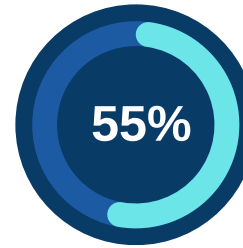
Source: Statistics Canada, 2021

Labour Force Growth Factors



From 2016 to 2021, immigrants accounted for four-fifths of labour force growth.

Source: Statistics Canada, 2021



of people leaving Sarnia-Lambton are age **18-44**

Source: Statistics Canada. Tax Filer 2017-2022

POTENTIAL ECONOMIC CONTRIBUTION

\$22 MILLION

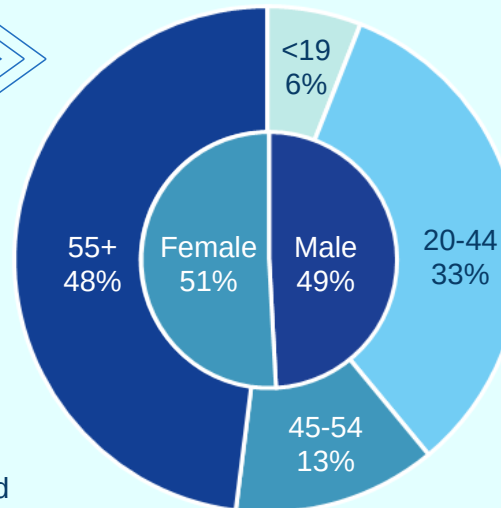
to the economy of Sarnia-Lambton by 2036 by increasing immigration yearly

Source: Data extrapolated from Four Futures, The Economic Impact of Immigration in Ottawa-Gatineau

IMMIGRATION ► THE FUTURE OF SARNIA LAMBTON

SARNIA-LAMBTON AGE & GENDER BREAKDOWN

Source: Statistics Canada, 2021



IN-DEMAND JOBS

- ▶ Retail salespersons
- ▶ Home support workers, housekeepers and related occupations
- ▶ Registered nurses and registered psychiatric nurses
- ▶ Administrative assistants
- ▶ Social and community service workers.
- ▶ Transport truck drivers

Source: WISL: Work in Sarnia Lambton

81%

PARTICIPATION RATE

among 25-44 year olds who immigrated to Sarnia-Lambton between 2016-2021.

71%

EMPLOYMENT RATE

among 25-44 year olds who immigrated to Sarnia-Lambton between 2016-2021.

13%

UNEMPLOYMENT RATE

among 25-44 year olds who immigrated to Sarnia-Lambton between 2016-2021.

Source: Statistics Canada, 2021 Census of Population

10,025 JOB POSTINGS since January 2023

28.5 AVERAGE JOB POSTING DURATION

Source: WISL: Work in Sarnia Lambton Job Board Data



SARNIA LAMBTON WORKFORCE DEVELOPMENT BOARD